



RESULTS

FOR THE QUARTER
AND YEAR

ended 30 June 2013

Niël Pretorius, CEO
Craig Barnes, CFO
Johannesburg
23 August 2013



www.drdgold.com

Disclaimer

Many factors could cause the actual results, performance or achievements to be materially different from any future results, performance or achievements that may be expressed or implied by such forward-looking statements, including, among others, adverse changes or uncertainties in general economic conditions in the markets we serve, a drop in the gold price, a sustained strengthening of the Rand against the Dollar, regulatory developments adverse to DRDGOLD or difficulties in maintaining necessary licenses or other governmental approvals, changes in DRDGOLD's competitive position, changes in business strategy, any major disruption in production at key facilities or adverse changes in foreign exchange rates and various other factors. These risks include, without limitation, those described in the section entitled "Risk Factors" included in our annual report for the fiscal year ended 30 June 2012, which we filed with the United States Securities and Exchange Commission on 26 October 2012 on Form 20-F. You should not place undue reliance on these forward-looking statements, which speak only as of the date thereof. We do not undertake any obligation to publicly update or revise these forward-looking statements to reflect events or circumstances after the date of this report or to the occurrence of unanticipated events. Any forward-looking statements included in this report have not been reviewed and reported on by DRDGOLD's auditors.

Key features for the year (FY13 v FY12)

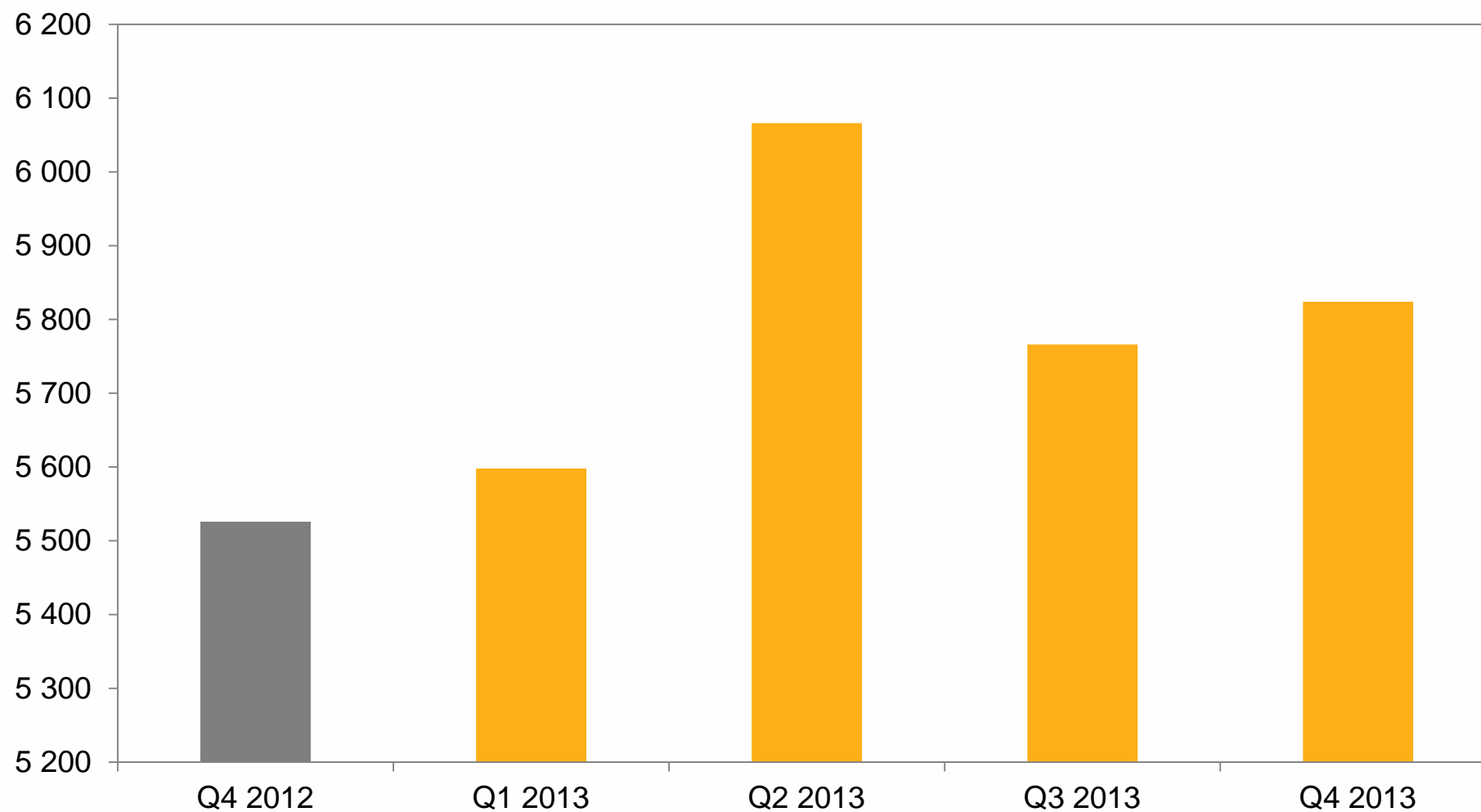
- 180% increase in total dividend to 28 SA cents per share
- 8% increase in gold production to 146 381oz
- 9% increase in operating profit to R679.3 million
- 11% increase in HEPS to 68 SA cents per share
- 10% increase in all-in sustaining costs to R365 569/kg
- All-in sustaining cost margin steady at 20%



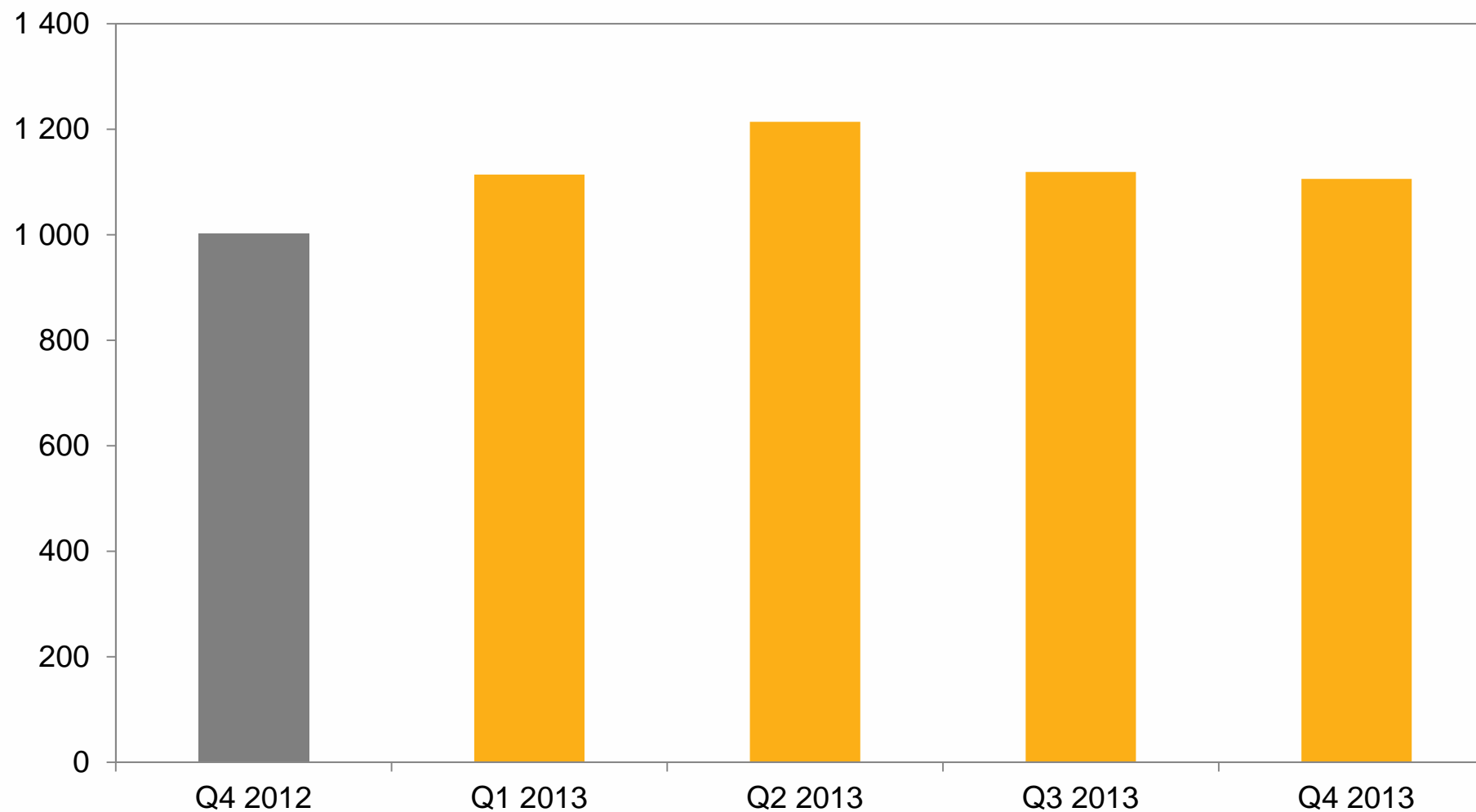
Ergo trends



Volume (000t)



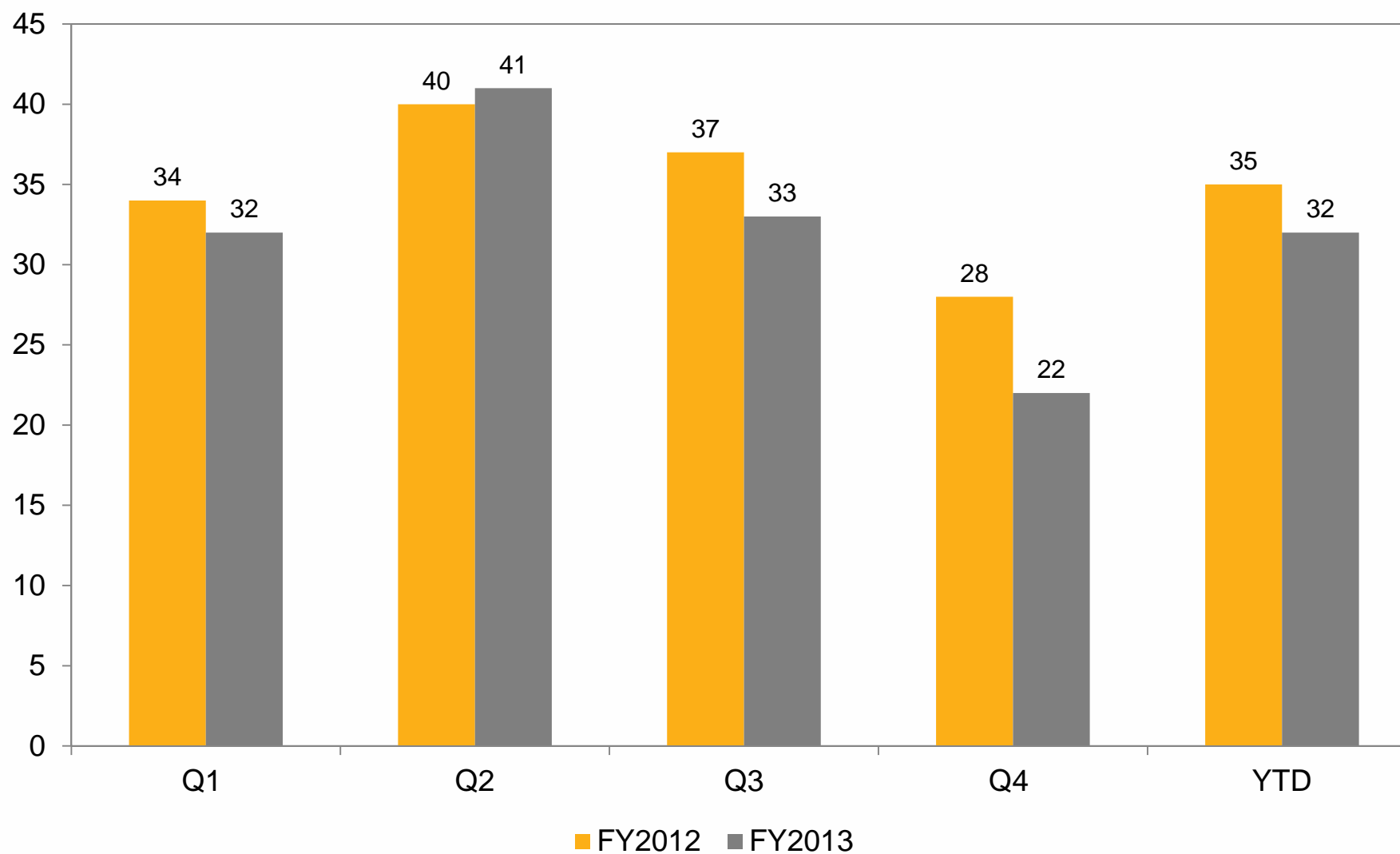
Production (kg)



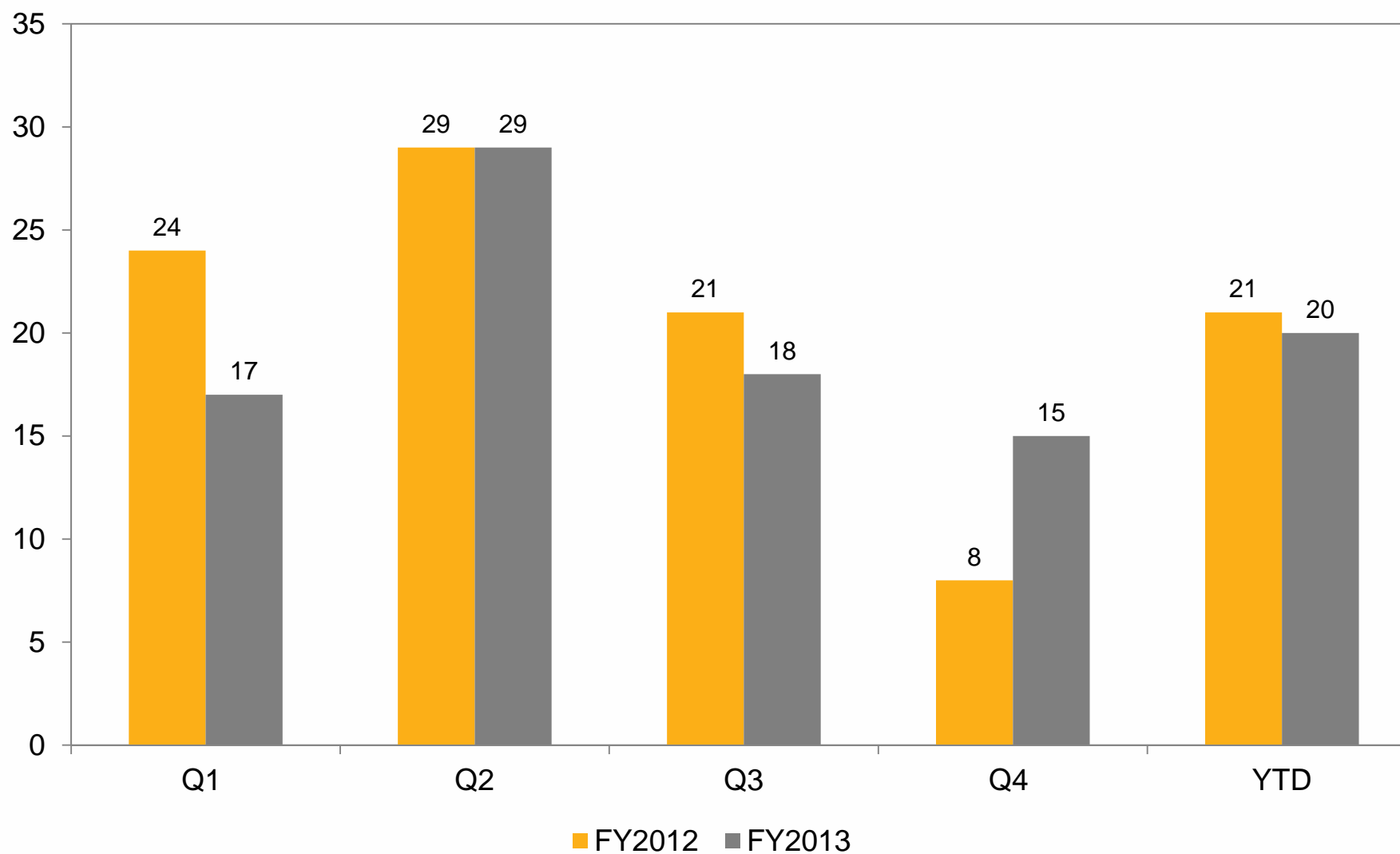
Financial indicators



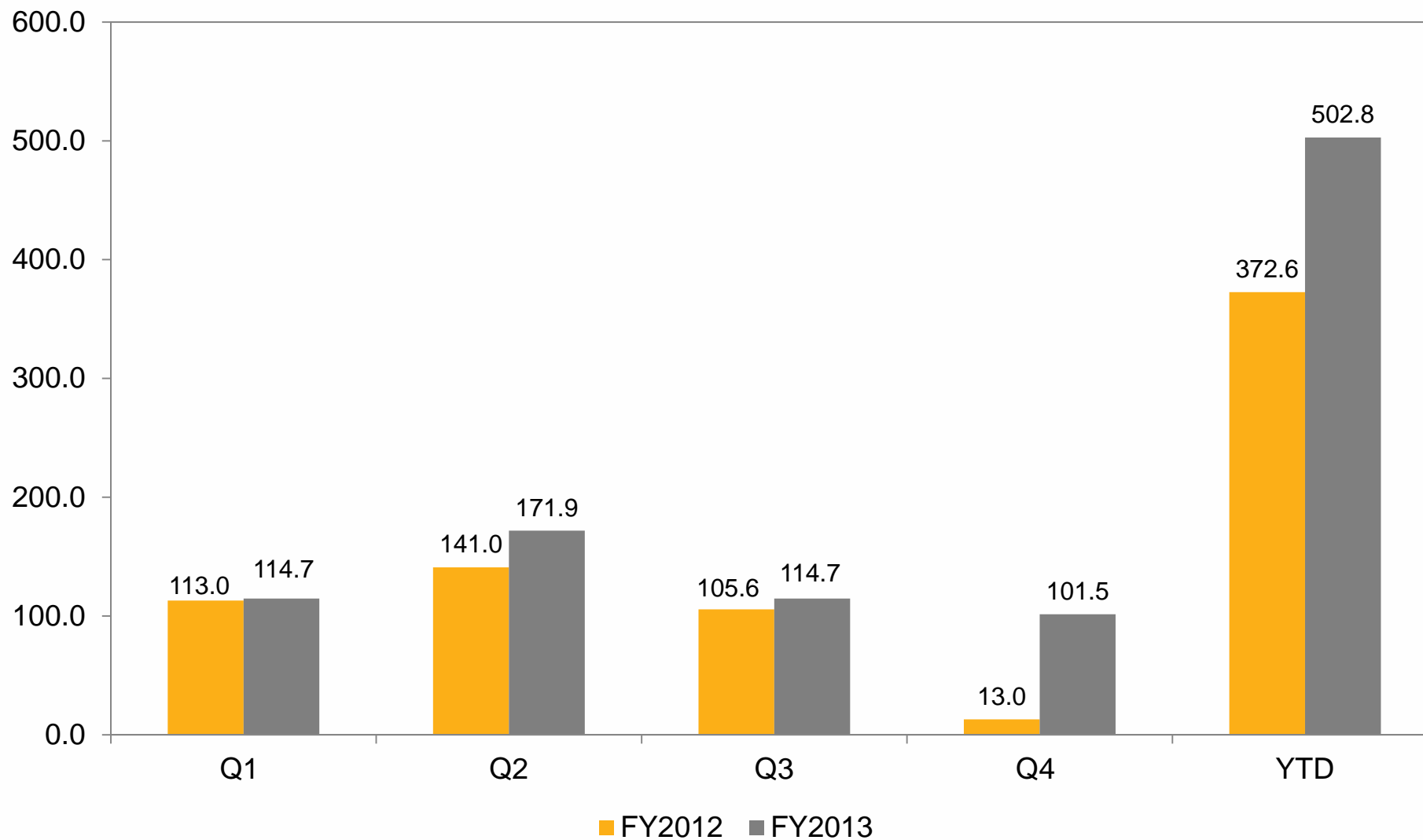
Operating margin (%)



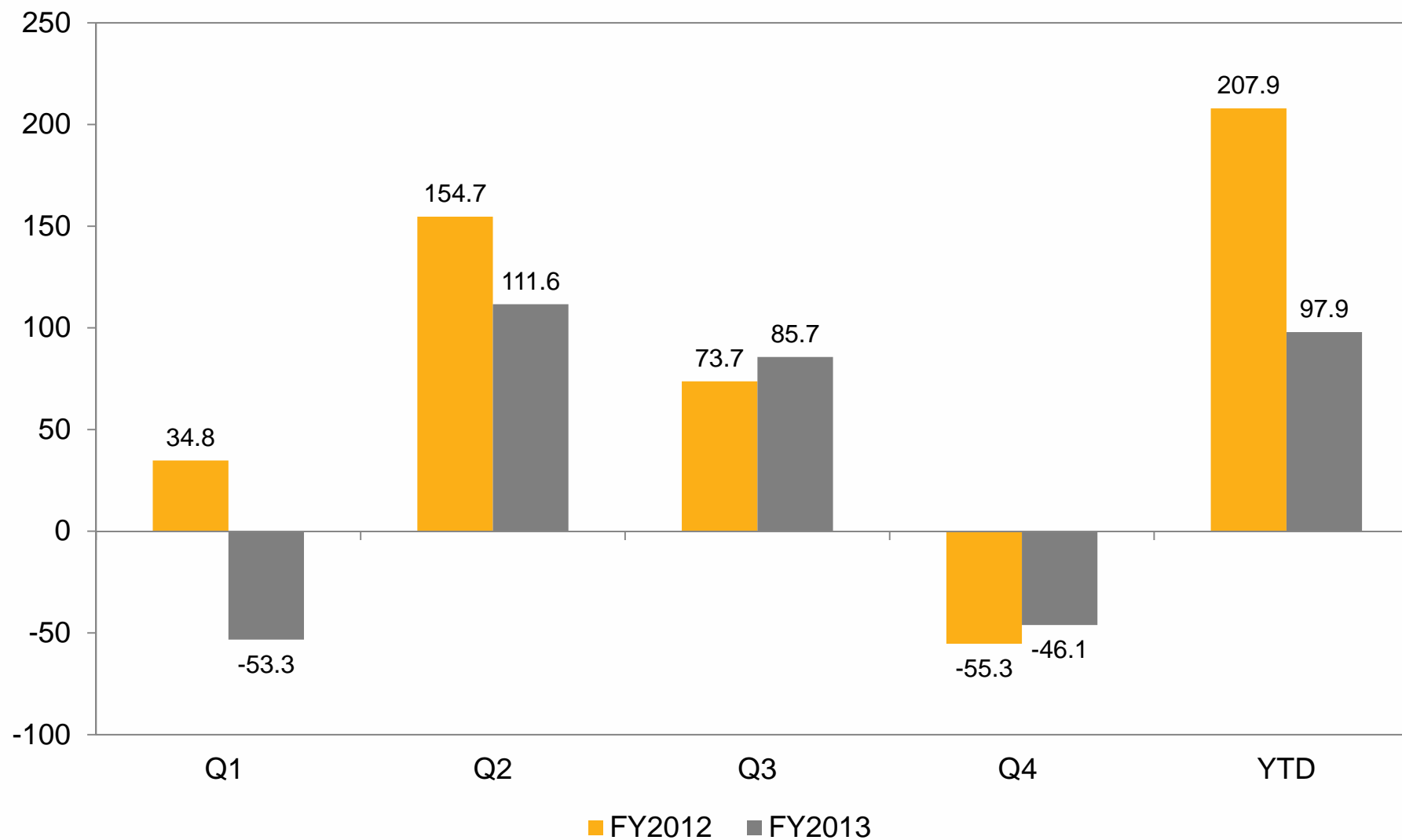
All-in sustaining costs margin (%)



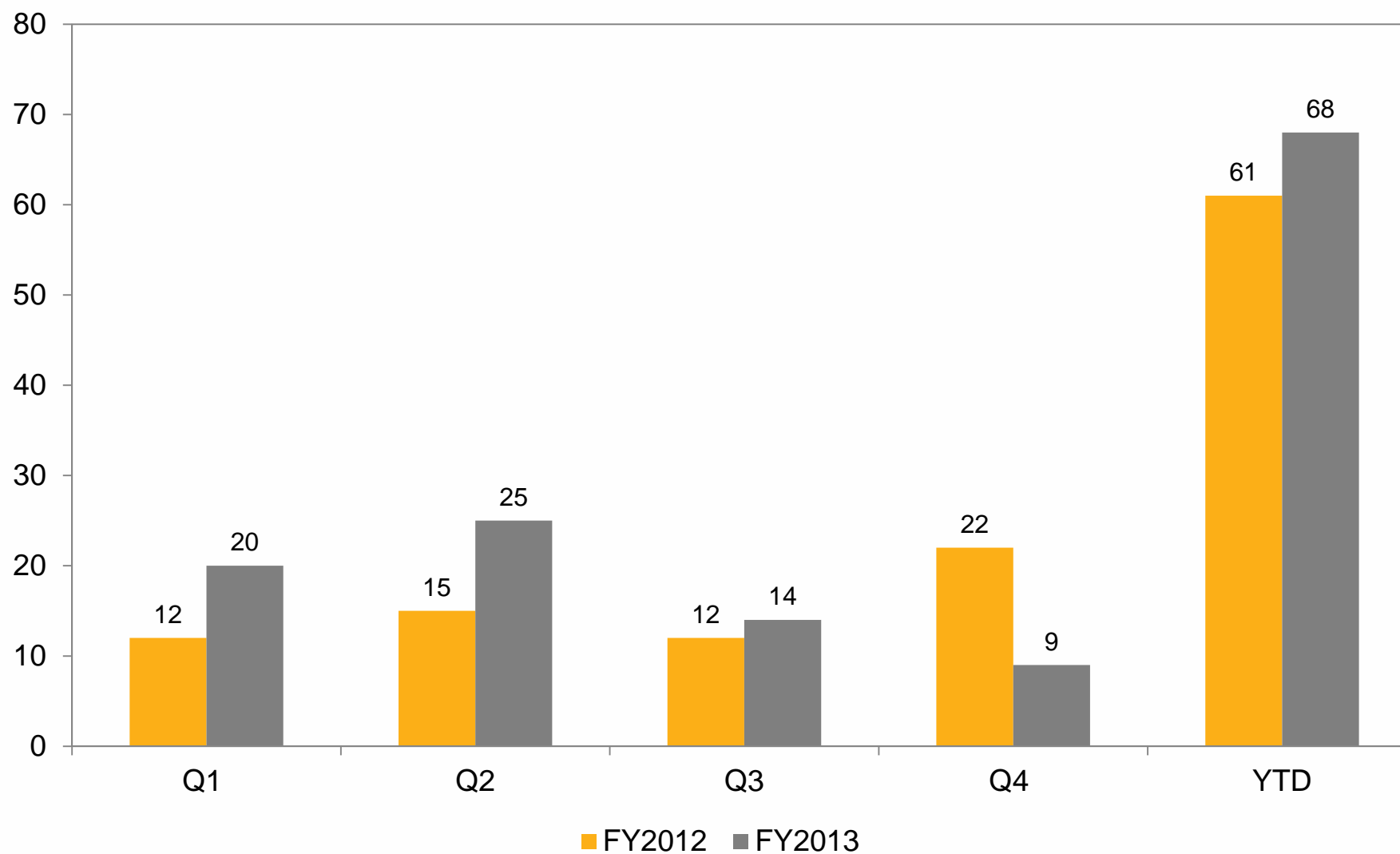
EBITDA (Rm)



Free cash flow (Rm)



HEPS (SA cents)



Financials



Financial review: income statement for the year ended 30 June 2013



	FY2013	FY2012	Comments
	Rm	Rm	
Continuing operations			
Revenue	2 076.5	1 764.2	Up 18%, higher gold price and gold production
Net operating costs	(1 397.2)	(1 142.0)	Up 22%, volumes up 8% and annual cost increases
Operating profit	679.3	622.2	Up 9%
Depreciation	(143.8)	(119.2)	Up 21%, new Ergo infrastructure being depreciated
Movement in provision for environmental rehab	(15.3)	(59.5)	
Environmental rehab costs	(45.4)	(47.3)	
Other income and costs	(353.8)	(151.0)	Includes impairments of R238.0 million
Net finance income	24.0	15.8	
Profit before tax	145.0	261.0	
Taxation	(44.9)	(8.0)	
Profit after tax	100.1	253.0	
Discontinued operation	-	124.0	Blyvoor sold 1 June 2012
Net profit	100.1	377.0	
HEPS from continuing operations (cents)	68	61	Up 11%
EBITDA	502.8	372.6	Up 35%

Financial review: balance sheet at 30 June 2013

	30 Jun 2013	30 Jun 2012	Comments
	Rm	Rm	
Property, plant and equipment	1 756.3	1 641.6	
Non-current investments and other assets	130.1	176.1	Includes Village shares of R34.1 million
Environmental rehabilitation trust funds and guarantees	177.0	165.6	
Deferred tax asset	2.9	38.3	
Cash and cash equivalents	377.2	298.5	Positive free cash flow offset by dividends paid
Other current assets	227.6	172.1	
Total assets	2 671.1	2 492.2	
Equity	1 648.3	1 633.9	
Long-term liabilities	152.0	6.0	Total borrowings of R165 million
Provision for environmental rehabilitation	524.3	504.3	
Deferred tax liability	100.7	87.0	
Current liabilities	245.8	261.0	
Total equity and liabilities	2 671.1	2 492.2	
Current ratio (times)	2.5	1.8	Strong liquidity
Debt to equity ratio (%)	10	2	Prudent debt to equity ratio

Update on flotation/fine-grind project

- Flotation circuit, fine-grind both in final commissioning phase
 - flotation circuit achieving 4% mass-pull, 40% gold retention; float tail at 0.182g
- Elution circuit scheduled for commissioning by September 2013
- Full benefit expected in December quarter



Sustainable development



Financial capital

- Dividend yield: 5%
- Return on equity: 18%
- All-in sustaining costs margin: 20%
- Salaries, wages, other benefits paid to employees: R283 million (33% of total expenditure)
- Total expenditure on goods, services: R1 293 million
- Dividends paid to shareholders: R107 million



Intellectual and manufactured capital

- Improving recoveries:
 - flotation/fine grind process
 - second CIL circuit at Ergo refurbished
- Increasing deposition capacity at Brakpan tailings facility (BTF)
- Creating synergies: Crown/Ergo pipeline



Human capital

- Best Life launched
 - focus on financial literacy, career development and health and wellness
 - employee support programme launched
 - substance dependency, stress, conflict, personal development
- 191 community pupils benefiting from Mathematics and Science Centre of Excellence
- 63 community pupils enrolled in three year entrepreneur course
- 285 community learners completing courses in engineering, literacy and small enterprise management in the last six months
- 46% HDSAs in management




Natural capital

- Mega water consumer: 2 443MI/pm
- Carbon footprint: pipeline design delivers 18% electricity cost reduction
- R67.9 million spent on dump rehabilitation
 - 46ha of side slopes, 75ha of top surfaces vegetated during FY2013
 - 115ha of dust netting installed



Social capital

- Corporate social investment spend: R1.5 million
- Socio-economic development project spend: R3.1 million
- Uplift employees by providing life skills and knowledge-based initiatives (Best Life and Vuselela)
- Flagship Ergo Business Development Academy (EBDA):
 - R25.5 million total cost
 - 2 474 people trained



Looking ahead

- Flotation/fine-grind circuit commissioning to continue
 - targeting completion, stable production by December 2013
- Increased focus on achieving sustainable profits
- Work towards targets to reduce:
 - potable water usage
 - dust emissions
- Invest substantially in internal social capital
 - improve employee competence in personal financial management to combat over-indebtedness/garnishee order scourge
- Test new technologies' potential for greater scale, existing footprint and beyond





Registered office

1st Floor, Quadrum 1
Quadrum Office Park
50 Constantia Boulevard
Constantia Kloof Ext 28
Roodepoort
South Africa

PO Box 390
Maraisburg 1700
South Africa

Contact details

Tel: +27 (0) 11 470 2600
Fax: +27 (0) 11 470 2618
Email: craig.barnes@za.drdgold.com
james@rair.co.za
Website: www.drdgold.com

Shareholder data

(Incorporated in the Republic of South Africa)
Registration No. 1895/000926/06
JSE share code: DRD
ISIN: ZAE 000058723
Issuer code: DUSM
NYSE trading symbol: DRD